

UNISON

SAVE BARNET LIBRARIES

- Do you really want to visit a Library where there are **no staff** at all to help you?
 - Do you want there to be **fewer libraries** in Barnet?
 - Do you want libraries in Barnet to be **run to make a profit** instead of providing **a service** to the community?
-

What we want

UNISON wants Barnet Council to retain direct responsibility for Barnet Libraries. UNISON believes the Council should continue to run Barnet Libraries. An in-house Library Service will be better able:

- To **preserve** the **quality** of the Service
- To **implement improvements**
- To **retain** skilled and experienced staff.

Libraries should be run to their full potential. The work Barnet Libraries already do in collaboration with other agencies needs to be built upon and widened.

Barnet Council has drawn up three options for public consultation before a preferred option is submitted to the Children's, Education, Libraries and Safeguarding Committee on 28 April 2015 (See options overleaf).

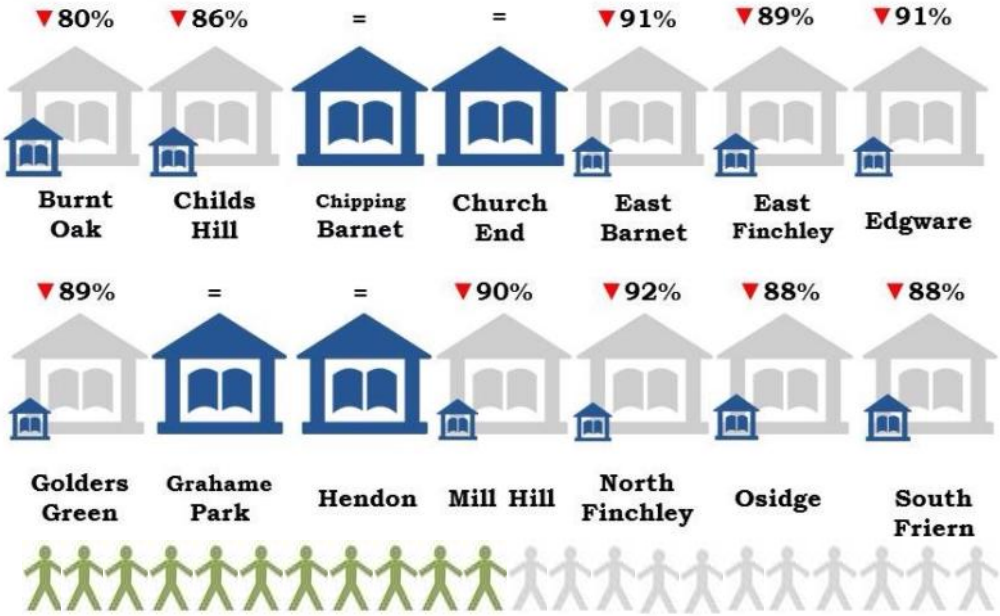
Join the Save Barnet Libraries campaign by contacting Barnet UNISON on 020 8359 2088 or email contactus@barnetunison.org.uk

Sign the petition
<https://you.38degrees.org.uk/p/barnetlibraries>

Save Barnet Libraries—say NO to Library Cuts

Sign the petition: <https://you.38degrees.org.uk/p/barnetlibraries>

Option 1



68% reduction in staffed opening hours

Designed by Alasdair Hill

Printed by Barnet UNISON



Library reduced in size

Option 1: Maintain the full reach of the existing library network.

The existing library network would be maintained, but focused on four ‘core’ libraries – Chipping Barnet, Hendon and two new libraries at Church End and Grahame Park. Other libraries would reduce in size to about 540 sq.ft. Opening hours would increase by 50% across the network. Libraries would be outsourced to an employee or community owned mutual, community trust or private contractor.

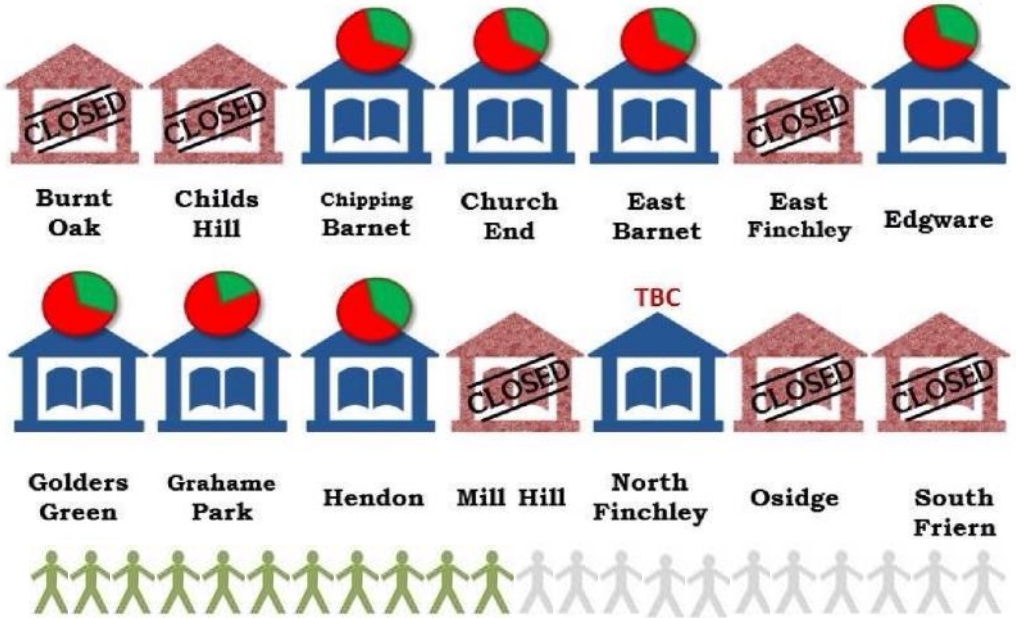
Annual impact compared to current service:

| | Staff | Buildings | Stock | Income |
|-----------------------------|-------|-----------|-------|--------|
| Proportion of total savings | 68% | 5% | 11% | 16% |

Save Barnet Libraries—say NO to Library Cuts

Sign the petition: <https://you.38degrees.org.uk/p/barnetlibraries>

Option 2



55% reduction in staffed opening hours

Designed by Alasdair Hill

Printed by Barnet UNISON



Option 2: Maintain the depth and quality of service provision within a consolidated library network.

Eight libraries – the four ‘core’ libraries in Option 1 plus East Barnet, Edgware, North Finchley and Golders Green would form a consolidated library network. Full range of activities and staffed for 60% of current opening hours and provide access to 95% of Barnet population within 30 minutes. Libraries would be outsourced to an employee or community owned mutual, community trust or private contractor.

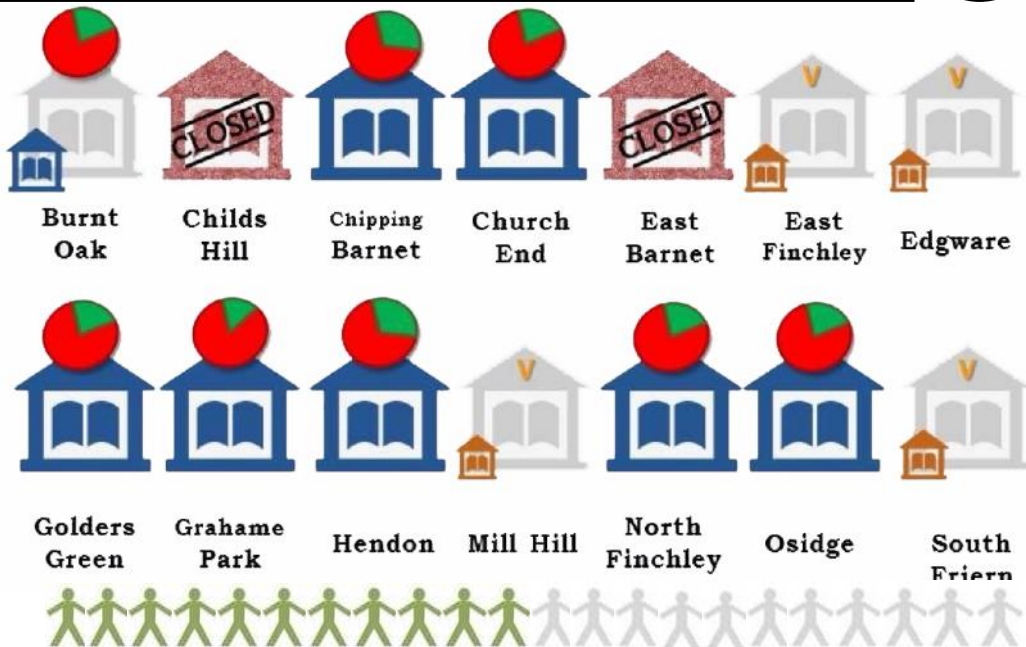
Annual impact compared to current service:

| | Staff | Buildings | Stock | Income |
|-----------------------------|-------|-----------|-------|--------|
| Proportion of total savings | 55% | 11% | 8% | 26% |

Save Barnet Libraries—say NO to Library Cuts

Sign the petition: <https://you.38degrees.org.uk/p/barnetlibraries>

Option 3



65% reduction in staffed opening

Designed by Alasdair Hill

Printed by Barnet UNISON



STAFFED

UNSTAFFED



Volunteer Library

Option 3: Community leadership of libraries.

East Finchley, Mill Hill, South Friern and Edgware would be offered to be run as community libraries, but reduced in size to approximately 540 sq.ft., as would the Burnt Oak library. The East Barnet and Childs Hill libraries would close. Eight libraries – Hendon, Burnt Oak, Chipping Barnet, Church End, Golders Green, Grahame Park, North Finchley and Osidge would provide the core statutory library network and be staffed for 50% of current opening hours. Libraries would be outsourced to an employee or community owned mutual, community trust or private contractor.

Annual impact compared to current service:

| | Staff | Buildings | Stock | Income |
|-----------------------------|-------|-----------|-------|--------|
| Proportion of total savings | 65% | 7% | 9% | 19% |